



SAFETY AND SECURITY UPDATE

2015-2016



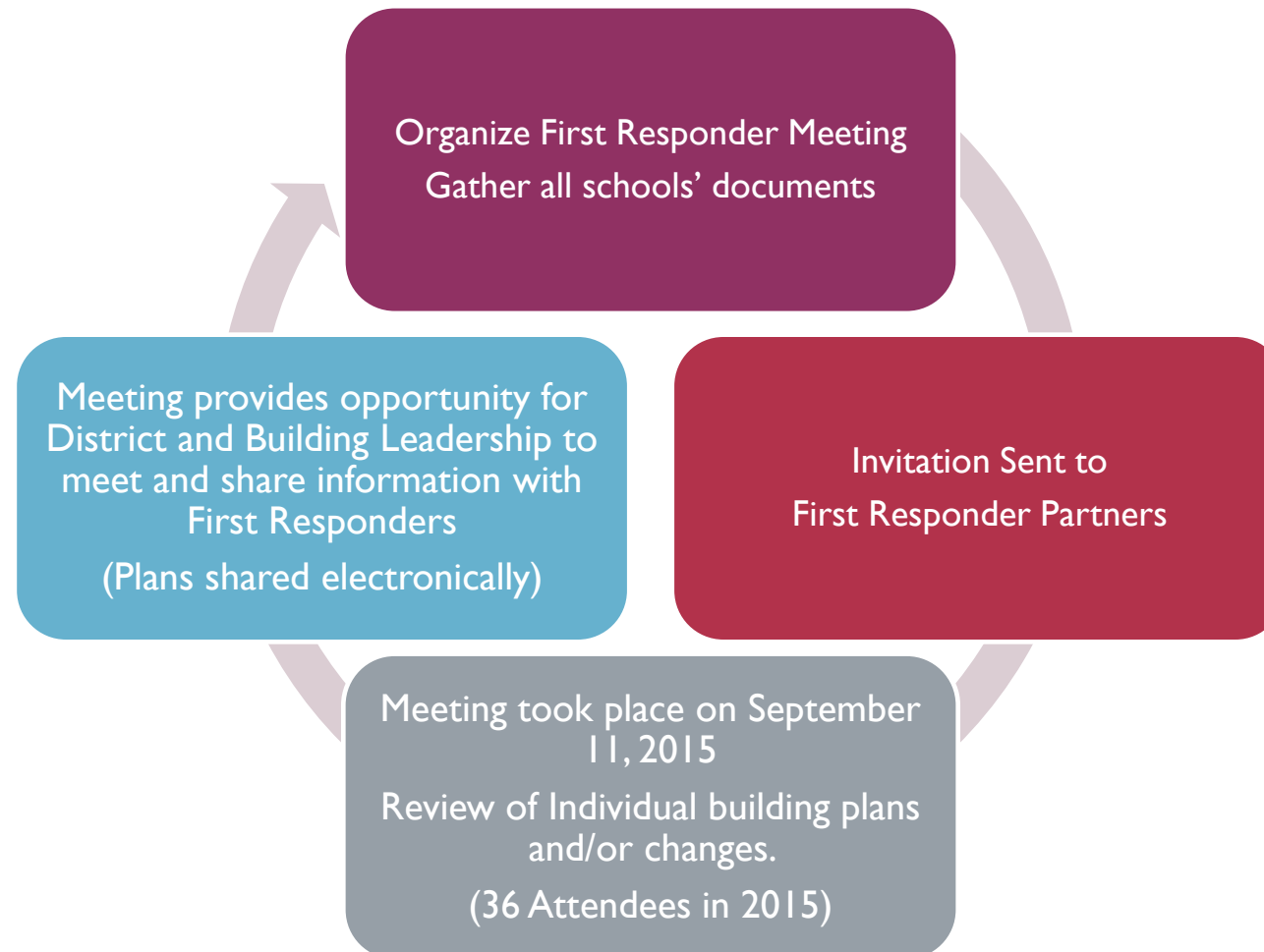
SUMMER PROJECTS: EACH BUILDING

- Verified all classrooms have maps identifying evacuation routes and tornado shelter areas
- Verified all classroom intercom buttons are working properly and are identified correctly when they ring to the main office
- Verified that all interior locks are functioning properly
- Applied directional locking stickers to all interior doors
- Verified that the exterior PA system is working
- Verified all signs are posted (concealed carry, no smoking, visitor signs, etc).
- Tested emergency base stations
- Verified AED machines are working properly
- Coordinated with Principals on updates to fire evacuation plans and/or tornado plans
- Met with Principals to plan trainings and drill dates for the school year

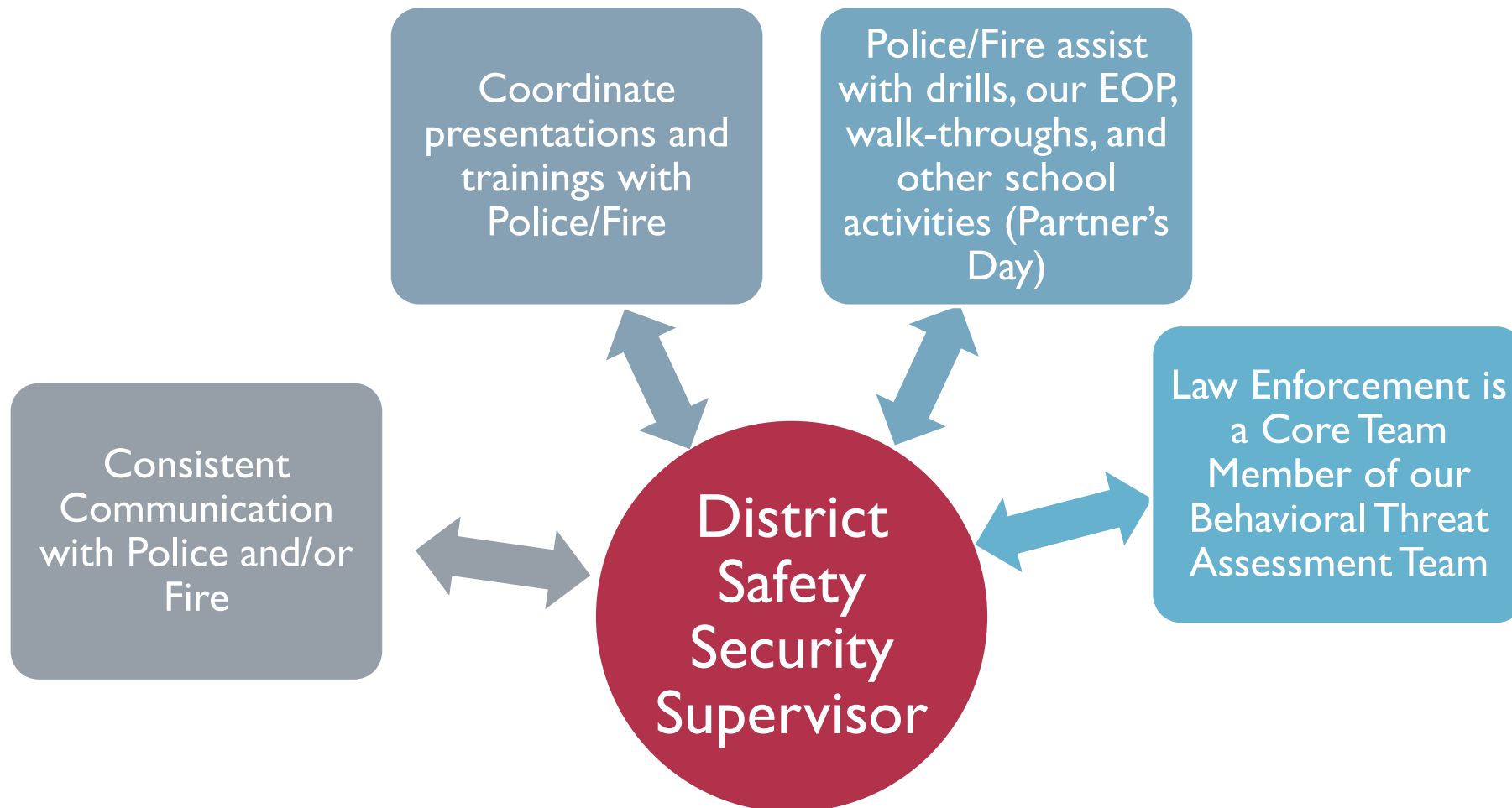
TRAININGS PLANNED FOR EACH BUILDING

- Schedule the six required drills: (3) Evacuation Drills, (1) Shelter in Place Drill, (1) Bus Evacuation Drill, and (1) Active Shooter Drill
- Staff refresher training on Visitor Management and Access Control along with Student Behavioral Threat Assessment
- Training with the Building Emergency Response Teams including review of medical triage and a table top scenario regarding a Tornado that strikes the building
- Faculty meeting/training at the primary parent reunification site
- Availability to conduct future trainings and table tops per request

ANNUAL REVIEW WITH FIRST RESPONDERS



THE RELATIONSHIP WITH OUR FIRST RESPONDERS IS KEY



STUDENT/PARENT REUNIFICATION SITES

- Memorandum of Understandings were renewed this year with all site partners
- Individual site plans required updates because of construction, changes in class sizes, and additional programs at some schools etc.
- The Principal, site representative and I worked together to update our plans.
- Faculty meetings are scheduled for each site to review our procedures and go over the specific details with the staff

CPI: CRISIS PREVENTION INSTITUTE; NONVIOLENT CRISIS INTERVENTION

- Stephanie Martin, Early Childhood Coordinator of Friendship Station and I are certified trainers for the District
- The District has 93 staff members currently certified in CPI Nonviolent Crisis Intervention
- In order for staff to maintain their certification they must go through a three hour refresher course every 12 months.
- This year Stephanie and I have team taught two refresher courses and one initial training
- I am responsible for coordinating and documenting training

WHAT IS NON-VIOLENT CRISIS INTERVENTION

It's focus is on prevention. The program equips staff with proven strategies for safely defusing anxious, hostile, or violent behavior at the earliest possible stage. CPI has been setting the standard for crisis prevention and intervention training for over 35 years.

Verbal De-Escalation Techniques

Safely Intervene to get the individual to Tension
Reduction and regain that healthy communication

Unit 1: The CPI *Crisis Development Model*SM



Crisis Development/Behavior Levels	Staff Attitudes/Approaches
1. Anxiety	1. Supportive
2. Defensive	2. Directive
3. Risk Behavior	3. Physical Intervention
4. Tension Reduction	4. Therapeutic Rapport

SAFE SCHOOL TIP-LINE

- The District Wide Tip-Line was established during the 2014-2015 school year
- If you suspect or become aware of anyone planning or acting in any unsafe manner, please let us know. This includes, but is not limited to, the use or possession of drugs, knives, or guns and/or a threat to injure, bully, or assault others.
- Two ways of reporting
- Call 630-463-3990 or
- Go to www.geneva304.org/speakup.aspx
- Each Building's Website has a link to the Tip Line
- Posters are placed in each building



SAY SOMETHING!

SPEAK UP!

SPEAK OUT!

DIAL 1 (630) 463-3990
VISIT www.geneva304.org/SpeakUp.aspx

GENEVA
SCHOOL DISTRICT

Use Geneva School District's
Safe Schools Tip Line
to anonymously report situations that may pose a threat to the safety or well-being of Geneva School District's students, staff, or schools.

What should be reported?

- Any violence or threats of violence
- Drug use or possession
- Talk of suicide
- Sexual harassment
- Bullying
- Weapons possession
- Vandalism

Please be as detailed as possible including the name of the school(s) and/or person(s) involved, types of activities alleged, and when activities occurred or may occur.

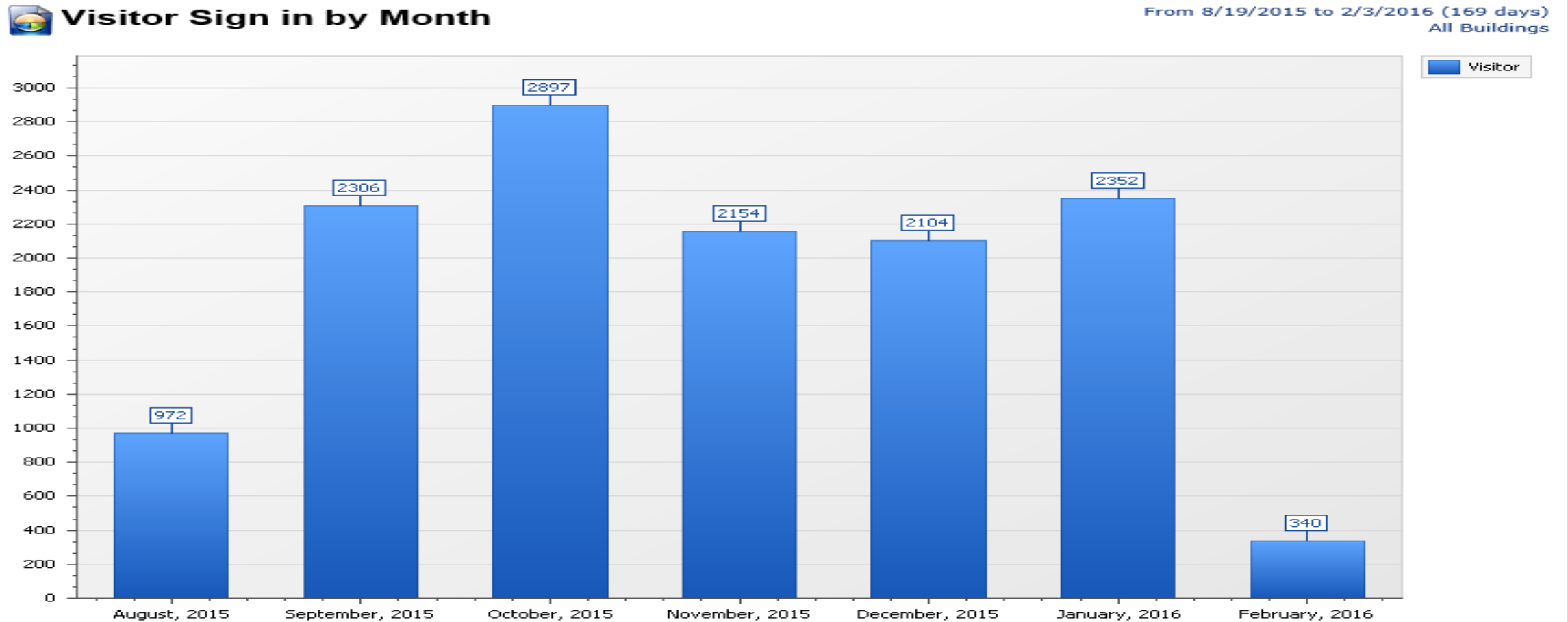
Call 911 in case of an emergency

RAPTOR VISITOR MANAGEMENT SYSTEM

- An excellent way to manage visitors who are in your building, requires an ID card to be scanned into the Raptor System.
- Raptor software compares the visitor's information against the National Sex Offender Data Base and any court orders, order of protections, etc. that parents provide to the school.
- All buildings are equipped with and using this software system.
- Accepts Driver's License, State ID Card, Active Military Cards, and Passports are accepted.



NUMBER OF VISITORS IN THE DISTRICT SINCE THE FIRST DAY OF SCHOOL AUGUST 19TH, 2015- FEBRUARY 3, 2016 13,125



RAPTOR VISITOR MANAGEMENT SYSTEM

- Train new staff
- Conduct refresher training with secretaries and trouble shoot issues when they arise
- Manage the “Private Alerts” in the system
- Manage general maintenance issues and updates to the system
- Provide general refresher information at the beginning of the year to all identified individuals who would receive alert notifications.

SECURITY CAMERAS IN THE DISTRICT

- All buildings currently have interior and exterior cameras
- They are used to monitor, prevent, deter, and assist in investigations when incidents occur
- It is my responsibility to make sure that the hardware and software are functioning properly
- When incidents occur, I look back at the camera footage to try and ascertain if there is any footage that will help aid in the investigation.

BEHAVIORAL THREAT ASSESSMENT TEAM

- Our plan was created in 2001 based on research completed by the National Threat Assessment Center, U.S. Secret Service, and the Critical Incident Response Group, National Center for the Analysis of Violent Crime Federal Bureau of Investigation
- It is the philosophy of the Threat Assessment Team that schools, law enforcement, and other community institutions have the **capacity** – and the **responsibility** – to keep **potential violence from turning real**

TRAINING

- Our District has been at the forefront of Student Behavioral Threat Assessment.
- Our original plan was put together by Representatives from the Geneva Police Department and our School District.
- Since then we have conducted refresher trainings to administrators and staff
- In June of 2014, we brought in trainers from the Illinois School and Campus Security Training Program. All district and building administrators went through an Advanced Student Behavior Threat Assessment Training
- I attended a Behavioral Threat Assessment Summit training in November of 2014
- Always looking at best practices.

FOB ACCESS CONTROL SYSTEM

- Safety and Security Supervisor has taken over this responsibility
- Monitor the system, the alarms, and troubleshoot problems when they arise
- Distribute fobs to employees, de-activate fobs, etc.

REQUIRED DRILLS: MY OBSERVATIONS & ROLE

- Teachers are wearing their orange vests and taking their “Emergency Red To-Go Kits”
- Administrators are taking their “Administrator To-go Kit”
- Ensure red and green cards are being used for accountability
- Ensure procedures are being followed
- Place obstacles into the drills
- Ensure alarms and doors are closing properly
- Provide Feedback to administrators, faculty and staff

OTHER WAYS TO TRAIN STAFF

- Stress Inoculation Training : By exposing staff to different crisis situations through trainings and drills it helps to build a base of experience: “A Mental Library”
- If a real situation were to occur, the staff member will be more prepared to handle the situation
- Panic will not set in, they will think more clearly, and will be able to function more efficiently.

- Table Top Scenarios

- What If Scenarios

- Video Scenario Training: The First 30 Seconds



OTHER COMPLIANCE CHECKS THAT ARE CONDUCT

- All exterior doors are secure during the school day
- All exterior doors are closing properly
- Custodian closets are closed and locked
- Fob readers are functioning properly
- Exterior ground perimeter checks
- Security cameras are working properly.
- Background checks are conducted on all contractors
- Visitors are being checked in properly

STAYING UP TO DATE ON SAFETY AND SECURITY BEST PRACTICES

- Member of the School Safety Information Sharing Program through the Statewide Terrorism and Intelligence Center
- Stay in close contact with the two Lead Trainers for the Illinois School and Campus Security Training Program
- Participate in the Kane County Regional Office of Education Safety Team Meetings
- Trainer for the Crisis Prevention Institute: Nonviolent Crisis Intervention
- Subscribe to numerous school and campus safety and security newsletters and magazines
- View numerous webinars
- Attend school safety and security conferences
- Network with other professionals that are in similar positions in other districts

TRAINING

IS KEY



COMPLACENCY

OUR WORST ENEMY

Welcome to
"It'll NEVER Happen Here"
U.S.A