

2ND GRADE

May 4-8, 2020

Hi 2nd graders! We are so excited to share some fun learning activities that you can do at home!

We hope you will spend 30 minutes in the morning and 30 minutes in the afternoon training your brains.

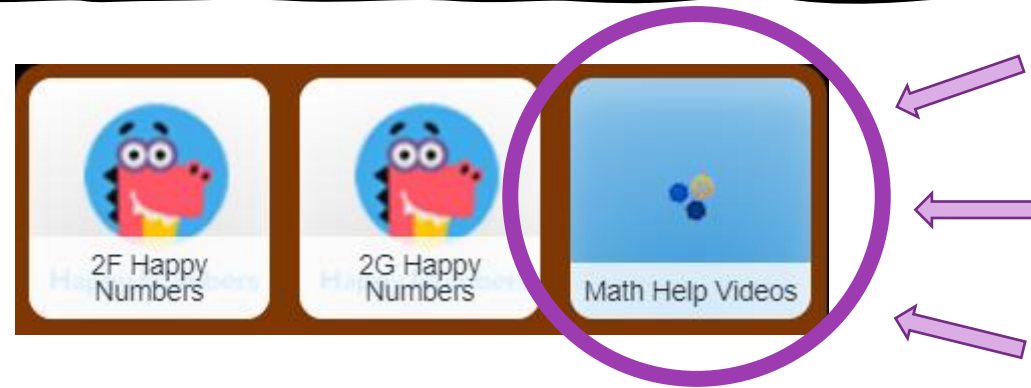


We miss you!

Love, Mrs. Farley and Mrs. Graves



LEARNING RESOURCES



Remember! To accompany Module 5, we have a fabulous learning resource!

Mrs. Potaczek, our district math facilitator, has created **instructional videos** to accompany each math lesson. To view these, simply click the blue "Math Help Videos" button on the Symbaloo page, scroll down to Module 5, and choose the lesson number you would like to view. These are a strong resource for students and families!

LEARNING RESOURCES



Symbaloo The second graders use this page to access links, learning tools, and activities. We will update this weekly, no login required. Please bookmark this page for easy access!

<https://www.symbaloo.com/mix/linksfor2g>



Seesaw This can be located on the Symbaloo page in the red technology section at the top. Each student has their own login (passwords for home will be emailed to families separately). Each student has a "journal" page where they can complete assignments and view each other's work!



Scholastic News is located on our Symbaloo page in the teal section on the bottom right. Log in as a student with our class password: **drinkwin7**

LEARNING RESOURCES



Epic This is a personalized library for each student available in the green reading section of our Symbaloo page. It is available during "school hours" for free, times outside of that require a subscription. Log in to your class, then select your name.

Welcome, Mrs. Farley's Class!

Class Code: **kin8451**











Welcome, Mrs. Graves's Class!

Class Code: **vre5680**



Happy Numbers is a math learning resource that directly aligns to our second-grade math curriculum. Please plan to use this at least twice a week for 20 minutes. This is available in the orange math section of our Symbaloo page. Students may log in using their password (their kid code number).

2nd Grade Learning May 4-May 8

	Monday	Tuesday	Wednesday	Thursday	Friday
Language Arts	<p>Vocabulary Slides 6-7</p> <p>Read <u>A Chair for My Mother</u> on Symbaloo https://www.symbaloo.com/mix/linksfor2g</p>  <p>Learn the spelling words of the week:</p> 	<p>Reread <u>A Chair for My Mother</u> and click the link below to take a quiz about the story https://www.softschools.com/quizzes/childrens_books/a_chair_for_my_mother/quiz5665.html</p> <p>Answer the questions about the story on Slides 11-12</p> <p>Grammar Slides 29-30</p>	<p>Read the biography about <u>Mother Teresa</u> and answer the questions. Slides 18-28</p> <p>Write a poem for your Mom Slide 34</p> <p>Pick a Spelling Activity Slides 8-10</p>	<p>Watch the Reading Rainbow "A Chair for My Mother." Reading Rainbow, A Chair for my Mother and complete the activity on Seesaw</p>  <p>Pick a Spelling Activity Slides 3-5</p>	<p>Take a Spelling Test</p> <p>One School One Book Activities</p> 
Math	<p>Module 5 Lesson 11 Place Value Addition</p>  <p>Happy Numbers 15 min.</p> 	<p>Module 5 Lesson 13 Place Value Subtraction</p> 	<p>Module 5 Lesson 14 Vertical Subtraction Slides 13-16</p> <p>Happy Numbers 15 min.</p> 	<p>Module 5 Lesson 15 Vertical Subtraction Slide 17</p> <p>Mother's Day Math on:</p> 	<p>End of Module 5 Test Your Skills!</p> 

Explore the rest of the presentation for other subject areas, extras, and our wonderful specials!

Vocabulary

Read the definition. Click to reveal a picture clue. Click again to reveal the word!




A light evening
meal

A small sum of
money given to
someone who has
performed a
service

A cup shaped
flower in a variety
of colors

The soft gray
powder that
remains after
something has
been burned by
fire

To purchase
something for a
reduced price



Vocabulary

Read the definition. Click to reveal a picture clue. Click again to reveal the word!

A dark gray color



Small pieces of flat, circular metal used as money. Pennies, nickels, dimes, and quarters are all types of coins



To give something in return for something else



To damage or severely harm





made with sparklee.com

Spelling Words - Word Wall Review Week

A Chair for My Mother

1. won

2. them

3. sale

4. float

5. gym

6. know

7. family

8. especially

9. asked

10. enjoy

11. each

12. even

13. important

14. kept

15. interest

16. already

17. where

18. again

19. what

20. went

21. favorite

22. learn

23. didn't

24. found

25. made

26. brother

27. girl

28. children

29. excited

30. than

[illegible]

Use different types of writing (word art) to write each spelling word in a brick on the word wall. Color in the unused bricks.

© Inspired Elementary. All rights reserved.

A Chair for My Mother		
1. won	11. each	21. favorite
2. them	12. even	22. learn
3. sale	13. important	23. didn't
4. float	14. kept	24. found
5. gym	15. interest	25. made
6. know	16. already	26. brother
7. family	17. where	27. girl
8. especially	18. again	28. children
9. asked	19. what	29. excited
10. enjoy	20. went	30. than

A Chair for My Mother

Can't print?
No problem,
draw your own
wall on paper.

Spelling

made with sparklee.com

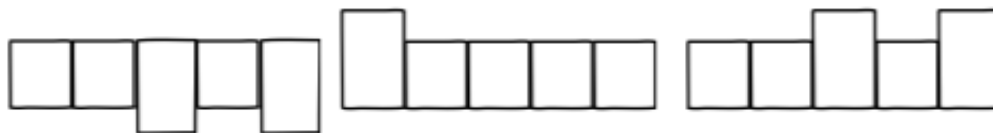
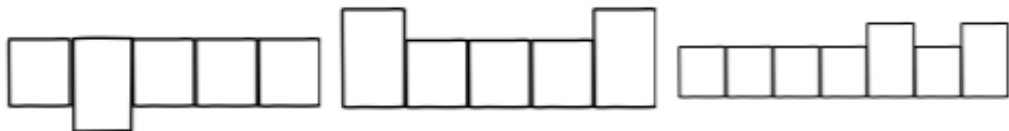
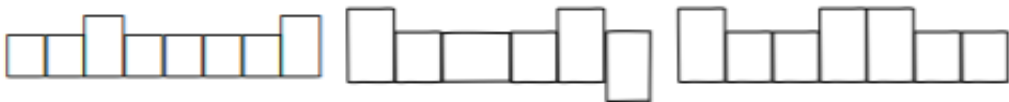


Name _____

Busy Bee Boxes

Directions: Find the word boxes that fit your spelling words!

Word List	important	especially	favorite	family	interest
	brother	where	already	children	learn
	again	found	excited	asked	enjoy
	kept	girl	what	went	knew



Spelling

made with sparklee.com

Write your
answers on
your own
paper.

Name _____

Chirping Chick Codes

Directions: Crack each code to figure out the spelling word.
Write the beginning sound of each picture to crack the code.

Code	Spelling Word

After reading A Chair for My Mother
answer these questions.

1.

Where does Rosa's mother work?



2.

What does Rosa do to help at the diner?



3.

Where does Rosa's mother put her tips from work?



4.

How does Grandma contribute to the savings in the jar?



5.

Why are Rosa and her family saving coins in a jar?



6.

Where were Rosa and her mother when the fire started?



7.

Where did Rosa and her family go to live after the fire?



8.

How did the neighbors help Rosa and her family when they moved into their new apartment?



9.

Where did Rosa and her family take the coins to exchange them for bills?



10.

Where did Rosa's family go next after leaving the bank?



11.

How did Rosa's family get the new chair home?



12.

Are Rosa and her family happy with the new chair? How do you know?



Rosa's family made sacrifices so they could save money to afford a new chair. Do you think the sacrifices were worth it in the end? Why or why not?

What lesson or lessons might Vera B. Williams want us to learn from the story *A Chair for My Mother*?

At the furniture store, Grandma says she feels like Goldilocks in "The Three Bears". Explain what you think she might mean by this.

What words or phrases would you use to describe Rosa's family? Explain your choices with details from the story.

place value subtraction

More practice...

...and numbers only!

a. $469 - 170$

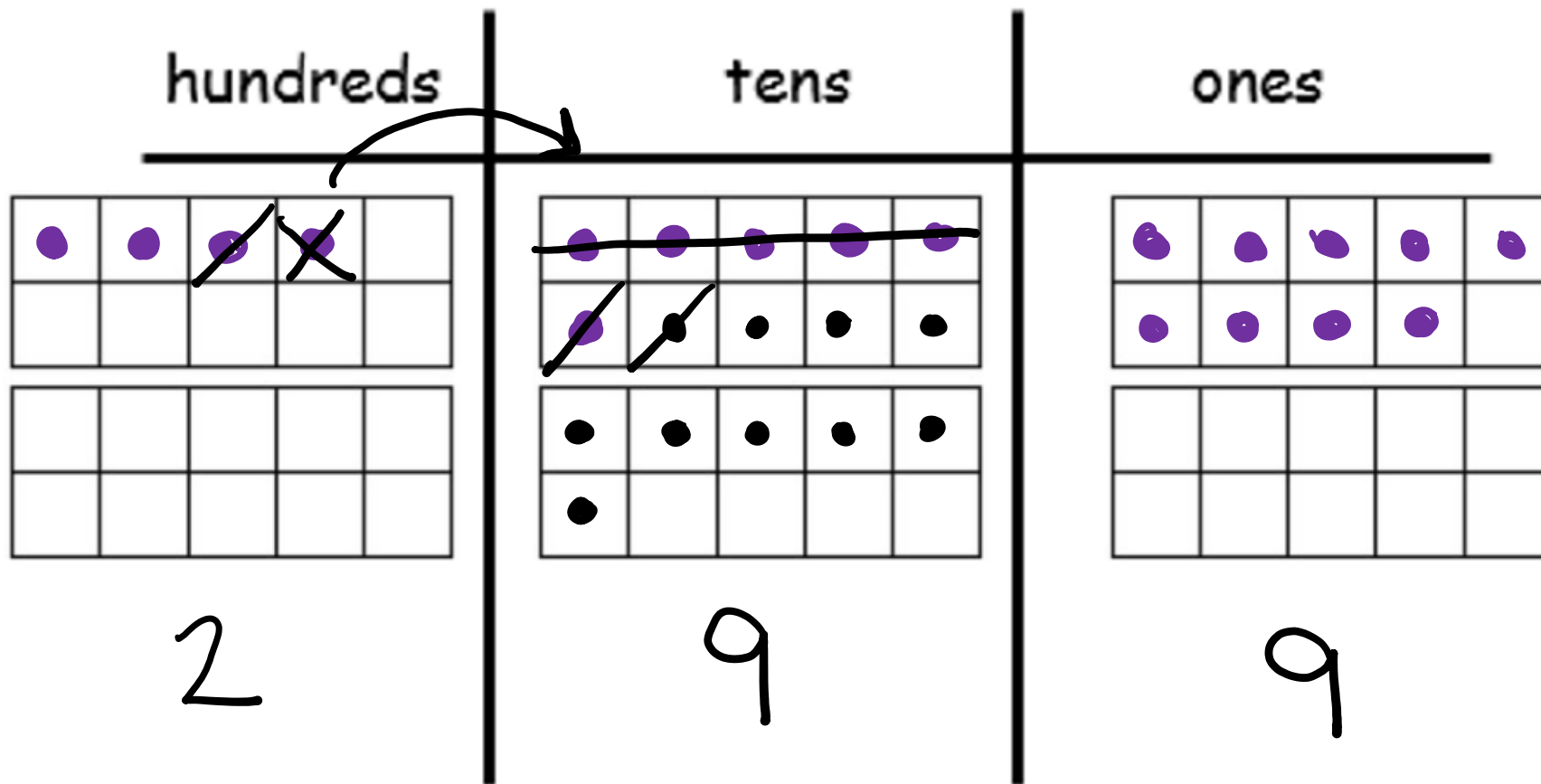
hundreds	tens	ones
<div><div></div><div></div><div></div><div></div><div></div></div> <div><div></div><div></div><div></div><div></div><div></div></div>	<div><div></div><div></div><div></div><div></div><div></div></div> <div><div></div><div></div><div></div><div></div><div></div></div>	<div><div></div><div></div><div></div><div></div><div></div></div> <div><div></div><div></div><div></div><div></div><div></div></div>

Solve vertically :



Module 5 Lesson 14

a. $\underline{469} - \underline{170} = 299$



Solve vertically :

$$\begin{array}{r}
 3 \quad \swarrow \quad 16 \\
 \cancel{4} \quad \cancel{6} \quad 9 \\
 - 1 \quad 7 \quad 0 \\
 \hline
 2 \quad 9 \quad 9
 \end{array}$$

hundreds tens ones

3 0 7

$$\begin{array}{r} 2 \sim 11 \\ 5 \quad 8 \quad 1 \\ - 2 \quad 2 \quad 4 \\ \hline 3 \quad 0 \quad 7 \end{array}$$

Module 5 Lesson 14

Set up your own paper like I did! →

Try these three problems on your own.

b. $463 - 357$


c. $618 - 229$

d. $838 - 384$

Remember:

- always begin in the ones place
- work one step at a time
- show your think steps!

Need more help? Watch Mrs. Potaczek's video: <https://safeyoutube.net/w/DA79>



place value subtraction

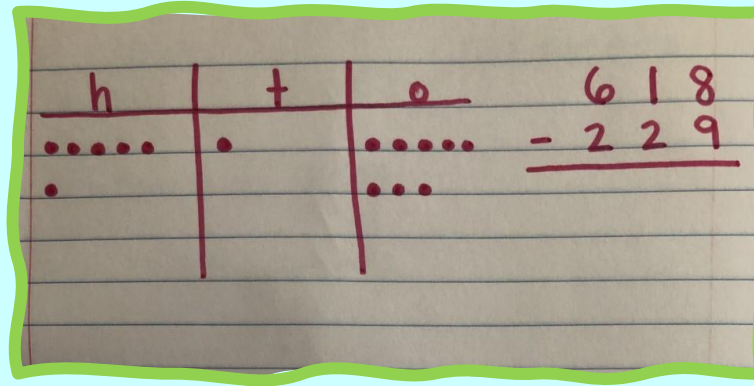
Today, practice your subtraction skills using the place value chart and vertical subtraction.

a. $699 - 210$

b. $758 - 387$

c. $788 - 299$

d. $821 - 523$



← Set up your own paper like I did!
Try these four problems on your own.

Remember:

- always begin in the ones place
- work one step at a time
- show your think steps!

Need more help?

Review slides 10-12

Watch Mrs. Potaczek's video: <https://safeyoutube.net/w/SS79>

Mother Teresa: Mother to Many



Written by Jennifer Dobner

www.readinga-z.com

Glossary

- charity** (*n.*) a sense of love and generosity toward people in need (p. 12)
- inspiration** (*n.*) a good influence; something that leads to creativity (p. 8)
- missionaries** (*n.*) people who travel to another place to spread a religion (p. 7)
- nun** (*n.*) a female member of a religious community who vows to remain poor and unmarried, and devotes her life to active service or prayer (p. 4)
- saint** (*n.*) a person who has been formally recognized for having lived a holy or virtuous life (p. 15)
- slums** (*n.*) poor, crowded areas of a city (p. 11)

Mother Teresa: Mother to Many



Written by Jennifer Dobner

www.readinga-z.com

Mother Teresa: Mother to Many

A Reading A-Z Level M Leveled Book
Word Count: 470



**Reading A-Z**

Visit www.readinga-z.com
for thousands of books and materials.



Table of Contents

The Extraordinary Mother Teresa ...	4
From Agnes to Teresa	6
A Day of Inspiration.....	10
Her Good Work Goes On	15



The Extraordinary Mother Teresa

“Do ordinary things with extraordinary love.”

These are the words of Mother Teresa. She was a famous Roman Catholic **nun** who worked with poor and dying people.

Mother Teresa was born an ordinary girl. Yet through her deep faith and love for others, she became an extraordinary woman who touched many lives.



Mother Teresa: Mother to Many

Mother Teresa said,
“Do ordinary things with extraordinary love.”
Why is this statement so powerful?



What does a nun do?

Nuns are women who take vows committing their lives to their religion.

For some, that means living a life of service to others. Some are teachers. Some are nurses who care for sick people. Others spend their lives in a form of prayer called *meditation*.

Catholic nuns usually live in special homes called *convents*. They do not marry or have families of their own. To show their commitment to God, many take special religious names.



1 Two Catholic nuns laugh together in Senegal.

2 A Jain nun prays at the foot of a statue in India.

3 Young Buddhist nuns in Myanmar sit and study at their monastery.

4 A Catholic nun nurses an injured girl.



Skopje has been part of many different empires and countries through the centuries. Today it is the capital of and largest city in Macedonia.

From Agnes to Teresa

Mother Teresa was born in Skopje (SKOHP-yuh) on August 26, 1910. She was named Agnes and was the third of three children.

Agnes had a happy life. Her family belonged to the Roman Catholic Church, and religion was an important part of their lives. Young Agnes loved church, went to a church school, and sang at church. She was also interested in **missionaries** who worked with poor or needy people on behalf of the church.



Agnes (right) with her older sister and brother



Agnes as a teenager



These are the only available photos of Nikola and Dranfile Bojaxhiu, Agnes's parents. A century ago, photos were much rarer than they are today.

When Agnes was eight, her father died. Without him, her family was poor. Her mother opened a cloth and sewing shop to support them.

No matter how little the family had, Agnes's mother always helped others. She cared for sick people and fed those who were hungry, even strangers. Her kindness was an **inspiration** to Agnes who wanted to help people, too.



Mother Teresa: Mother to Many

Was Agnes's mother compassionate?

How can you tell?

Make Inferences / Draw Conclusions

Reading a-z

By the time she was twelve years old, Agnes believed God wanted her to become a nun.

With her mother's blessing, Agnes left her family at age eighteen and went to Ireland. There she became a nun and chose the name Sister Teresa.



Agnes (left) in Ireland as a young nun

A Day of Inspiration

The nuns had schools in India. They sent Sister Teresa to Calcutta, one of India's largest and poorest cities. She taught there and later became the school's principal.



Sister Teresa during her teaching time in Calcutta, around 1940



Mother Teresa: Mother to Many

What three major events happened in Mother Teresa's life after her father died?

Sequence Events

Reading a-z



Millions of children live in slums in India.

Teresa believed that she received a message from God one day in 1946. She believed that God wanted her to go work in the **slums** with poor and sick people. Sister Teresa would later call it her “day of inspiration.”

“The message was very clear,” Sister Teresa said. “It was a command. I knew where I had to go.”



Sister Teresa talks to a young child in the 1950s.

Wearing a simple white and blue dress, Sister Teresa left the school. She began teaching children under a tree, scratching the letters of the alphabet into the dirt with a stick. She also began caring for sick people.

In 1950, other nuns came to work with Sister Teresa. That’s when she formed the Missionaries of **Charity** and became known as Mother Teresa.

In Calcutta, many people were too poor to go to doctors. Mother Teresa worried that so many people died alone on the streets. So in 1952, she opened a special home for poor and dying people.

She also opened a home for children whose parents had died or who were too poor to care for them.



Mother Teresa plays with a child at the Missionaries of Charity hospital.

High Honors for Hard Work

In 1979, Mother Teresa was given the Nobel Peace Prize. The award is given yearly to people who work to promote peace or better the lives of others. It is a very high honor. Mother Teresa received the award because she had eased great suffering for so many.

At a ceremony, Mother Teresa accepted the honor "on behalf of the poor." She used the award's prize money to feed poor people and pay for their medical care.

The post office in India issued a special stamp honoring Mother Teresa after she was awarded the Nobel Prize. It was a way of honoring her and thanking her for her work on behalf of the Indian people.



Many other countries have also honored Mother Teresa with stamps. The United States issued this stamp in 2010.

What were the effects of Mother Teresa's forming the Missionaries of Charity?

Cause and Effect

Mother Teresa was given the Nobel Peace Prize.

Is this statement a fact or an opinion?

How can you tell?

Fact or Opinion

Why do you think it was so important for Mother Teresa to focus her efforts and care only on India's poor and dying people?

Evaluate



A nun with the Missionaries of Charity feeds soup to poor people in Russia, 2003.

Her Good Work Goes On

Mother Teresa died in 1997 at the age of 87, but the work of the Missionaries of Charity goes on. As of 2016, more than 5,800 men and women help sick and poor people in 139 countries.

Her story goes on as well. On September 4, 2016, before huge crowds in Rome, Pope Francis declared her a **saint**.

Glossary

charity (<i>n.</i>)	a sense of love and generosity toward people in need (p. 12)
inspiration (<i>n.</i>)	a good influence; something that leads to creativity (p. 8)
missionaries (<i>n.</i>)	people who travel to another place to spread a religion (p. 7)
nun (<i>n.</i>)	a female member of a religious community who vows to remain poor and unmarried, and devotes her life to active service or prayer (p. 4)
saint (<i>n.</i>)	a person who has been formally recognized for having lived a holy or virtuous life (p. 15)
slums (<i>n.</i>)	poor, crowded areas of a city (p. 11)

Name _____ Date _____

Instructions: Read each question carefully and choose the best answer.

1. Which sentence best tells the main idea of this book?
 - (A) Mother Teresa was named Agnes when she was born.
 - (B) Mother Teresa was a nun who worked with poor and dying people.
 - (C) Mother Teresa received a Nobel Peace Prize for helping many people.
 - (D) Mother Teresa was a teacher in Calcutta, India, and later became the school's principal.
2. Which of the following words means a *sense of love and generosity toward people in need*?
 - (A) inspiration
 - (B) saint
 - (C) charity
 - (D) nun
3. What personality trait helped Mother Teresa accomplish so much?
 - (A) She was a nun and very religious.
 - (B) She worried about making bad decisions all the time.
 - (C) She wanted to win many honors and awards.
 - (D) She was loving and worked to help others every day.
4. In what way was Mother Teresa different from the Missionaries of Charity nuns?
 - (A) Sick and poor people depended on her help.
 - (B) She worked on behalf of the church.
 - (C) She was awarded the Nobel Peace Prize.
 - (D) She traveled to where she was needed.
5. Which sentence helps readers know that Agnes's mother was also kind?
 - (A) No matter how little the family had, Agnes's mother always helped others.
 - (B) Her mother opened a cloth and sewing shop to support her family.
 - (C) Agnes was the third of three children.
 - (D) None of the above
6. Three of the following sentences tell a supporting detail. Which sentence is the main idea?
 - (A) Some nuns are teachers.
 - (B) Nuns sometimes are nurses who care for sick people.
 - (C) Nuns are women who take vows committing their lives to religion.
 - (D) Some nuns spend their lives in a form of prayer called *meditation*.

7. What happened before Sister Teresa came to the school where she would become principal?
 - (A) She formed the Missionaries of Charity.
 - (B) She opened a home for poor and dying people.
 - (C) She received the Nobel Peace Prize.
 - (D) She left her family's home.
8. Which of the following tells the meaning of a **missionary**?
 - (A) a female member of a religious community who devotes her life to active service or prayer
 - (B) a strong religious belief
 - (C) a poor, crowded area of a city
 - (D) a person who travels to another place to spread a religion
9. Which of the following events happened last in this text?
 - (A) Mother Teresa formed Missions of Charity.
 - (B) Mother Teresa opened a home for orphaned children.
 - (C) Mother Teresa opened a special home for poor or dying people.
 - (D) Mother Teresa was declared a saint by Pope Francis.
10. Which sentence tells a fact?
 - (A) Mother Teresa should've kept some of her prize money.
 - (B) It is such sad and hard work to care for very sick children.
 - (C) Mother Teresa's good deeds touched the lives of many.
 - (D) Mother Teresa is the most extraordinary woman who ever lived.
11. **Extended Response:** What things in Mother Teresa's youth helped her to grow into a faithful, kind, adventurous person?



Answer the questions on your own paper. Look back at the book if you need to find the answers. Then check how you did on the next slide.

Quick Check Answer Sheet

Main Comprehension Skill: Main Idea and Details

Mother Teresa: Mother to Many

1. **(B)** Main Idea and Details
2. **(C)** Vocabulary
3. **(D)** Identify Genre
4. **(C)** Compare and Contrast
5. **(A)** Make Inferences / Draw Conclusions
6. **(C)** Main Idea and Details
7. **(D)** Sequence Events
8. **(D)** Vocabulary
9. **(D)** Sequence Events
10. **(C)** Fact or Opinion
11. Answers will vary but should include a list of facts such as the following: *religion was an important part of her life; she was interested in missionaries who worked with needy people on behalf of the church; her father died when she was eight; without her father, her family was very poor; no matter how little the family had, her mother always helped others; her mother cared for sick people and fed those who were hungry; and so on.*



Learn about apostrophes! Watch the video on Symbaloo:



Go to the next slide or print the Grammar Lesson 21 pages from the email to practice!

GRAMMAR

Grammar and Punctuation • Grammar and Punctuation • Grammar and Punctuation • Grammar and Punctuation

Rule 21


Apostrophes (') are used to show belonging.

- Add an apostrophe (') and s to show that something belongs to one person.

Bob's bicycle
Mr. Smith's lunch
the dog's bone
James's bicycle

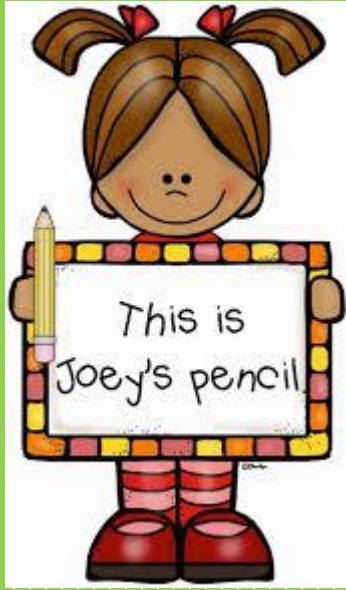
- When a word showing more than one thing ends in an s, just add an apostrophe (') to show belonging.

girls—girls' bicycles boys—boys' bathroom
dogs—dogs' bones bunnies—bunnies' ears



Possessive Nouns

©2002 by Evan-Moor Corp. 83 Grammar and Punctuation, Grade 2 • EMC 2712



GRAMMAR

Use your own paper to rewrite each sentence correctly.

Name _____

Which Is Correct?

Rule
21

Circle the correct word to complete the sentence.

1. That is (Bob's Bobs) book.
2. Those are (Jennys Jenny's) pencils.
3. That is Mr. (Bells Bell's) science kit.
4. Our class played at our (city's citys) park.
5. (Mikes Mike's) house is next to mine.
6. That is our (school's schools) flagpole.
7. The (dolls doll's) hair is blond.
8. My (dog's dogs) tail is short.
9. The (cats cat's) fur is white and black.
10. The (boys boy's) tree house is finally finished.



Writing about your Reading



Rosa and her family are saving money to buy a big, comfy armchair. Write a paragraph about something you would like to save up money for.



Name: _____

Planning My Paragraph



Topic Sentence

I would like to save money to

Detail

Detail

Detail

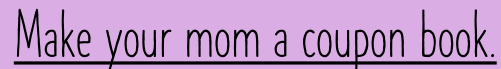
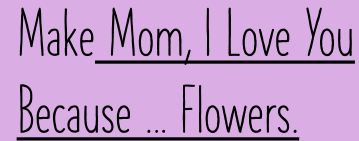
Closing

MA writing calendar

Write a letter to your teacher explaining why you like to be in his or her class.	Write about what you need your willpower to help you stop doing.	What is your favorite school subject and why?	Write the steps on how to make S'mores.	Make a list of things that are fun to do at school.
Write about a special time that happened at school.	Write about what you like to do on the computer.	Write about something that was hard to do at the beginning of school, but now is easy to do.	If you could go to any planet, which one would you go to and why?	Describe a perfect day and tell how you would spend it.
Write about something you learned that will be helpful to you.	Write about what you would do if you were older.	Write a story about an adventure you would take.	Make a list of 10 items you need to pack for a trip. Then put the list in ABC order.	If you could do anything you wanted, what would you do and why?
Write a letter to your friend.	If you could be any insect, what would you be and why?	Pretend an alien visited you. What would you do?	Make a list of things that your mother does to make you happy.	If you had a camera what would you photograph and why?
Write about your favorite type of weather.	Pretend you are an astronaut. Describe your adventure.	You are on a vacation. Draw a postcard and write a message telling what you are doing on your trip.	Think about your favorite book. Write a summary about that book.	Describe a trip you would like to take during the summer.



Here are some things
you can do to show
your mom how special
she is to you!



Include things you will do for her. Example:
This coupon is good for Help with the Laundry..
This coupon is good for Cleaning my Room. Think
of things that will make your mom happy!

MOTHER'S DAY IS SUNDAY, MAY 10TH!



Mother's Day is coming up on Sunday! Think of all the ways your mother helps you and all she does for you. Make a list of these and turn it into a poem for your mom. Start each line with a capital. No need to rhyme. Draw a portrait of your mom to go along with your poem. Give it to her on Sunday!



My mom is someone who...

- _____,
- _____,
- _____,
- _____,
- _____,
- _____,
- _____,

That's my mom!
Love,

MOTHER'S DAY IS
SUNDAY,
MAY 10TH!

See how much you know
about your Mom. Write down
your answers then check with
her to see if you are correct!

All About Mom

My Mom is _____ years old.

My Mom's favorite color is _____.

My Mom's favorite food is _____.

My Mom's favorite TV show is _____.

My Mom cooks the best _____.

My Mom's favorite thing to do is _____.

My Mom's job is _____.

My Mom loves me because _____.

My Mom makes me feel special when she _____.

If my Mom could go on a trip, she would go _____.

My Mom always tells me _____.

My Mom likes to wear _____.

My Mom is the best at _____.

Love, _____ Age _____

SCIENCE: WHY DO FROGS SAY "RIBBIT"?



- Watch the Mystery Doug video:
<https://mysteryscience.com/biodiversity/mystery-2/biodiversity-habitats-species/175?code=NzA3NjcyNw&t=student>
- Complete the frog sound listening activity! Can you identify all four types of frogs by their call?
- Want more science? Check out the EXTRAS!

The screenshot shows the Mystery Science website interface. At the top is a purple header with the "MYSTERYscience" logo. Below the header is a navigation bar with three tabs: "Exploration 16 min", "Hands-On Activity 35 min", and "Wrap-Up 4 min". The main content area is divided into two columns. The left column is titled "Activity Prep" and contains a description of the activity: "This Mystery is a case study in biodiversity using the frogs of North America. In the activity, Who's Calling?, students learn to identify frogs by their unique calls and investigate which of two locations has a greater variety of frogs. After listening to recordings of frog calls, students create words that will remind them of the sounds, and then use those words to identify frog sounds in different environments." Below the description is a "Preview activity" button. The right column is titled "Extensions" and contains four options: "Readings", "Videos", "Community", and "Activity". A red circle highlights the "Extensions" section. A red arrow points from the "EXTRAS!" text in the list to the "Preview activity" button.

MYSTERYscience

Exploration 16 min Hands-On Activity 35 min Wrap-Up 4 min

Activity Prep

[Print Prep](#)

This Mystery is a case study in biodiversity using the frogs of North America. In the activity, Who's Calling?, students learn to identify frogs by their unique calls and investigate which of two locations has a greater variety of frogs. After listening to recordings of frog calls, students create words that will remind them of the sounds, and then use those words to identify frog sounds in different environments.

[Preview activity](#)

Number of students:

Extensions

- [Readings](#)
- [Videos](#)
- [Community](#)
- [Activity](#)


TECHNOLOGY

Keep your typing and computer skills fresh with some of the activities on our Symbaloo page.




30 Day LEGO Challenge

Follow the instructions for each day. The only rule is to have fun and use your imagination!

Follow the instructions for each day. The only rule is to have fun and use your imagination!			Day 1	Day 2	Day 3	Day 4
			You were hired by an amusement park to create a new roller coaster.	NASA needs you to build a new rocket.	Your parents want to build a new home and they want you to build it.	Hollywood hires you to build a movie set for a new Star Wars movie.
Day 5	Day 6	Day 7	Day 8	Day 9	Day 10	Day 11
You enter a contest to build the world's tallest tower. Will you win?	You are stuck on Mars and need to build a new ship to get home.	Ford hires you to create the toughest pick up truck in the world.	You and 4 friends are stranded on an island. Build a boat to find a way home.	Captain Hook needs a new pirate ship and wants you to build it.	You and your friends decide to build a tree house.	Prince Charming hires you to build a castle for him & Cinderella.
Day 12	Day 13	Day 14	Day 15	Day 16	Day 17	Day 18
Dr. Who hires you to build a new TARDIS.	You are asked by the President to build a new monument to George Washington.	Mr. Hilton hires you to build a new hotel.	There is a circus in town. Build a place for the performance.	Help your fellow pioneers build a wagon to make it across the country.	Build the fastest car around and join the big car race.	Do you wanna build a snowman? Get in the winter mood and build a snow scene.
Day 19	Day 20	Day 21	Day 22	Day 23	Day 24	Day 25
The city wants you to build a bridge to connect one side of the town to the other.	Pizza party! It is up to you to make a pizza for all the guests.	You are hired to build a brand new hospital.	The fence is broke and the dog keeps escaping. Build one he can't get out of.	You are now in medieval times. You are commissioned to build a jousting arena.	The local bank keeps getting robbed. Build a safe no one can crack.	Design and build your dream bedroom.
Day 26	Day 27	Day 28	Day 29	Day 30		
You are elected ruler. Build a flag for your land.	Aliens are invading and you need to build a war robot to defeat them.	The aliens have taken over. They are impressed by your robot. They want you build one for them.	You are hired to build a house entirely out of yellow Legos.	There is blizzard. You will need to build a snowmobile		
					What was your favorite day?	



2ND GRADE SHARE PAGE



One School One Book



Virtual Edition!

Western Avenue School

[Click Here For Today's Chapter!](#)